



John Wollaston
ANGELICAN COMMUNITY SCHOOL

2020 ANNUAL REPORT

PUBLISHED JUNE 2021

**THIS DOCUMENT IS DESIGNED TO GIVE AN OVERVIEW OF THE
FOLLOWING FOR
JOHN WOLLASTON ANGLICAN COMMUNITY SCHOOL**

ACADEMIC STAFF ATTENDANCE ♦ STAFF RETENTION
STAFF PROFESSIONAL LEARNING ♦ TEACHER QUALIFICATIONS
STUDENT ATTENDANCE ♦ STUDENT RETENTION
STUDENT PERFORMANCE IN YEAR 12
STAKEHOLDER SATISFACTION ♦ STUDENT POST-SCHOOL DESTINATIONS

MISSION STATEMENT

We enable our students to discover their passion and direction in life and make a positive contribution in the world.

CORE VALUES

RESPECT ♦ RESPONSIBILITY ♦ HONESTY ♦ COMMITMENT

SCHOOL PERFORMANCE INFORMATION 2020

John Wollaston Anglican Community School, one of 14 schools of the Anglican Schools Commission Inc., is a co-educational day school with approximately 976 students from Kindergarten to Year 12. The School also caters for up to 40 Pre-Kindergarten students in the Little Wollies program. Located in the south eastern outer metropolitan corridor of Perth, in the foothills of the Darling Range in Camillo, the School has grown out of farmland in 1989 to be a modern well-appointed campus with excellent purpose-built facilities.

We are proud of our Anglican ethos and our whole school approach. Our staff seek to prepare all of our students for a meaningful and rewarding role in the community through the pursuit of personal excellence and the provision of a full and broad education, based on strong academic and Christian principles. Our Core Values of *Respect, Responsibility, Honesty and Commitment*, together with our focus on academic excellence, strong co-curricular program and pastoral care system, underpin our Mission Statement: *We enable our students to discover their passion and direction in life and make a positive contribution in the world.* This in turn reflects our commitment to an holistic education. We offer learning enrichment through our Learning Support and Gifted and Talented programs and provide opportunities for students to aim for a wide range of destinations including tertiary institutions, apprenticeships and the workforce.

Our aim to develop the ‘whole’ child is also evident in our special co-curricular programs such as equestrian pursuits and rowing/kayaking (taking advantage of the international standard rowing course, Champion Lakes, which is within walking distance of the School). We offer a large number of opportunities for student leadership and encourage all students to develop these skills. Our special pastoral care programs, tailored for each age group, highlight our belief that school should be a place where children and adolescents can feel safe, secure and connected, and give students the chance to build their resilience and self-esteem. In keeping with best practice, the School has embraced Positive Education to help achieve these and many other goals. Our Encounter Program, which includes camps and presentations by specialised external providers, is targeted for each age group within the School to assist in achieving these goals. Our Primary School is an accredited International Baccalaureate Organisation Primary Years Programme World School. The focus on Inquiry Learning embodies our student-centred approach to education across the School.

Please find out more about our school at www.jwacs.wa.edu.au

STAFF

ACADEMIC TEACHING STAFF ATTENDANCE: 98.0%

ACADEMIC TEACHING STAFF RETENTION RATE: 96.0%

WORKFORCE COMPOSITION

The Workforce Composition for 2020 (as of the August Census) was as follows:

- ♦ Teaching staff: 60.3 FTE (13.8 male, 46.5 female). Headcount 70 (14 male, 56 female). Both Primary and Secondary: Head Count 1 female
- ♦ Non-Teaching staff: 45.7 FTE (10.3 male, 35.4 female). Headcount 52 (11 males, 41 females)

STAFF PROFESSIONAL LEARNING

Staff Professional Learning was undertaken by all staff across a wide range of areas (e.g. pastoral and academic).

Staff members were engaged in whole school, sub school, learning area, pastoral and personal professional learning. Just a few of the categories included International Baccalaureate training for the Primary Years Programme, senior secondary WACE courses, Western Australian Curriculum, Religious and Values Education, Pastoral Care, Positive Education, ICT and First Aid.

Academic staff Professional Learning across the calendar year:

| Cost of PD | Cost of PD Relief staff | Total | # of PD days used |
|-------------|-------------------------|-------------|-------------------|
| \$13,967.20 | \$4,793.10 | \$18,760.30 | 90.4 |

TEACHERS' QUALIFICATIONS

Teachers' Qualifications all meet the requirements of the Teacher Registration Board of Western Australia (TRBWA).

STUDENT ATTENDANCE

OVERALL STUDENT ATTENDANCE IN 2020: 91.3%

STUDENT ATTENDANCE (%) BY YEAR GROUP WAS AS FOLLOWS:

| Early Learning | | Primary | | Lower Secondary | | Senior Secondary | |
|----------------|------|---------|------|-----------------|------|------------------|------|
| Kindergarten | 88.5 | Year 2 | 92.1 | Year 7 | 92.3 | Year 10 | 91.3 |
| Pre-Primary | 91.1 | Year 3 | 91.4 | Year 8 | 91.0 | Year 11 | 90.4 |
| Year 1 | 92.1 | Year 4 | 92.0 | Year 9 | 91.7 | Year 12 | 92.0 |
| | | Year 5 | 90.8 | | | | |
| | | Year 6 | 91.8 | | | | |

STUDENT ABSENCES

Primary and Secondary use the SEQTA platform for managing student attendance.

Primary record am and pm attendance while Secondary record attendance for every session throughout the day. If a student is absent from school (Primary and Secondary) with no prior notification from parents (parents are required to contact the School via telephone/email to advise if their child is to be absent on a given day), Administration staff will send an SMS to the parent as soon as possible to notify them of the absence and to request that they contact the School. If the parent does not respond to the SMS, a follow up telephone call is made to the parent later in the morning to request an explanation for the absence. If a parent still cannot be contacted, a message is left (where possible) to ask them to contact the School as soon as possible concerning the absence, either by telephone or email.

In the Secondary School, House Teachers regularly monitor the attendance records of the students in their

House Group through SEQTA and follow up with the student and/or parent any unexplained absences or anomalies.

If a student arrives at school late (after 8:45am) they are required to provide a note, or the parent must telephone the School to advise of the lateness.

STUDENT RETENTION

- The student retention rate in Secondary from 2019 (Years 7-11) to 2020 (Years 8 -12) was 94.24%.
- 72.82% of students who commenced Year 9 in 2017 completed Year 12 studies in 2020.

YEAR 12 PERFORMANCE

THERE WERE 75 STUDENTS WHO COMPLETED YEAR 12

- Of these, 75 students were eligible to achieve their WACE. Of these eligible students, 73 achieved their WACE, representing a Graduation Rate of 97.33%.
- In 2020, there were 29 students (38.67% of the total cohort) who obtained an ATAR. This is an increase from last year of 8.02% choosing a direct university pathway.
- The Median 2020 ATAR for John Wollaston Anglican Community School was 83.30, which compares favourably to 83.35 in 2019.
- The State Median was 81.65, which is an increase of 0.65 from 2019. Our median was 1.65 higher than the State. Based on our median ATAR score of 83.30 we ranked in the Top 50 schools (based on Median ATAR), fortieth overall and the sixteenth coeducational non-government school in Western Australia.
- A significantly high proportion of students, 34.48%, achieved an ATAR above 90. Four of these students (13.79%) actually achieved greater than 95 and were therefore placed in the top 5% of the State which was an outstanding achievement.
- Overall, the John Wollaston 2020 ATAR cohort performed very well with 89.65% of the students achieving a ranking higher than 70, which is the minimum direct entry requirement for the universities. This was an increase of 5.4% from 2019.

INDIVIDUAL YEAR 12 AWARDS

- One student achieved a Subject Certificate of Excellence: Human Biology (awarded to the top 0.5 per cent of candidates in the ATAR course examination).
- One student achieved a VET Certificate of Excellence: Tourism, Hospitality & Events.
- Eleven students received Certificates of Merit (150–189 points accrued from 20 Year 11 and Year 12 units of which 10 are at Year 12. Unit equivalents from Australian Qualification Framework (AQF) VET certificates achieved can be used to meet the requirements).

UNIVERSITY APPLICATION STATISTICS FOR 2019

- Of the 29 John Wollaston students with an ATAR, 19 entered TISC preferences.
- Their Median ATAR was 84.55, well above the 70 minimum for direct entry.
- The total number of students who applied for university was 29.

VOCATIONAL EDUCATION AND TRAINING

- There were 41 Certificate II, 44 Certificate III and 5 Certificate IV qualifications completed by Year 12 students in 2020.
- These qualifications were delivered on and off site through arrangements with independent training providers and TAFE.

SATISFACTION LEVELS

Nine formal surveys were conducted to gauge the level of satisfaction of students/parents/guardians in 2020. These were administered by the School's Policy and Programs Coordinator.

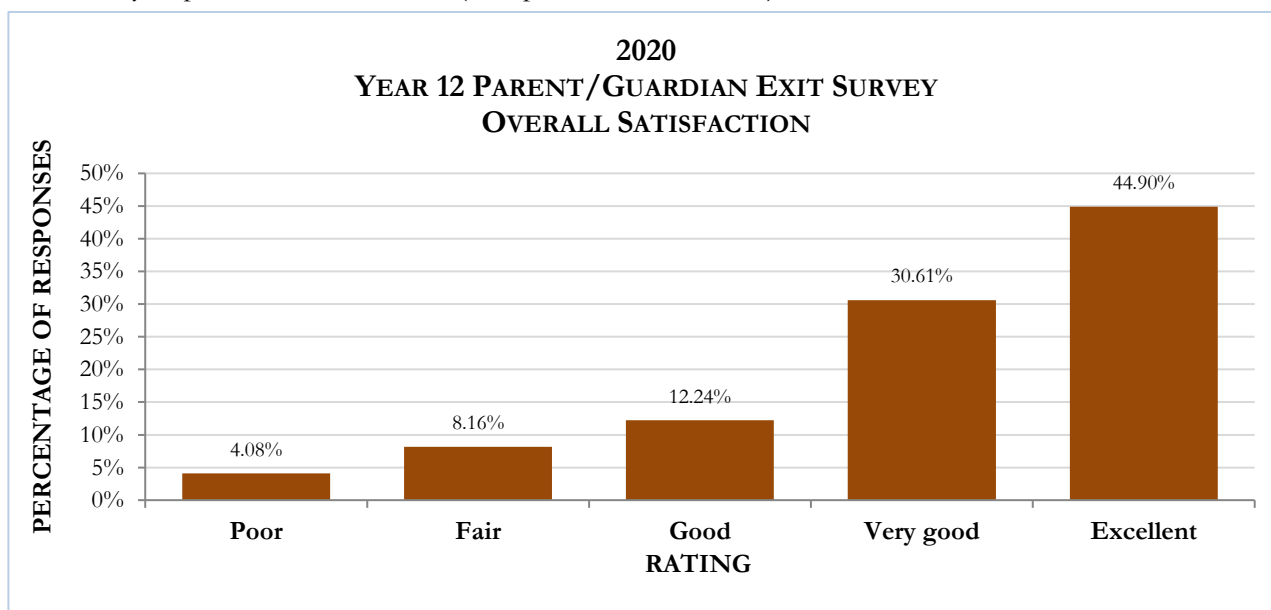
The groups surveyed were parents/guardians and students of Year 6, Year 7 and Year 12, new families and departing families. Year 1 parents/guardians were also surveyed.

We have found satisfaction surveys to be an effective strategy to seek feedback and subsequently identify areas for school improvement.

EXIT SURVEYS

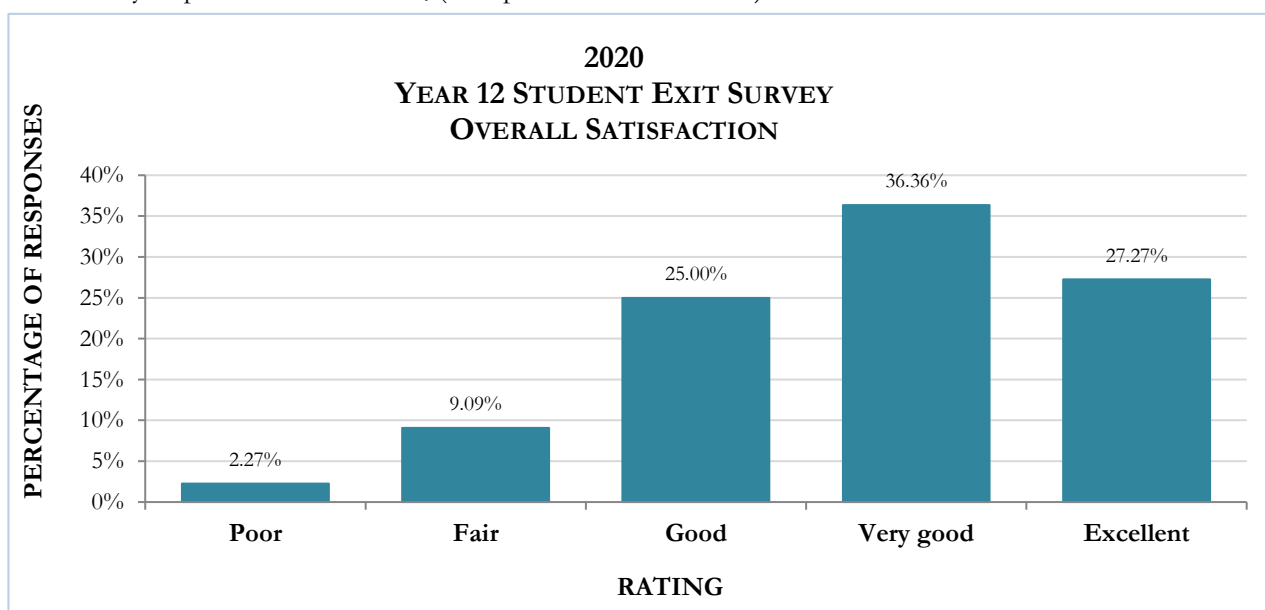
2020 YEAR 12 PARENT/GUARDIANS' EXIT SURVEY

The survey response rate was 45.16%, (28 replies from 62 families).



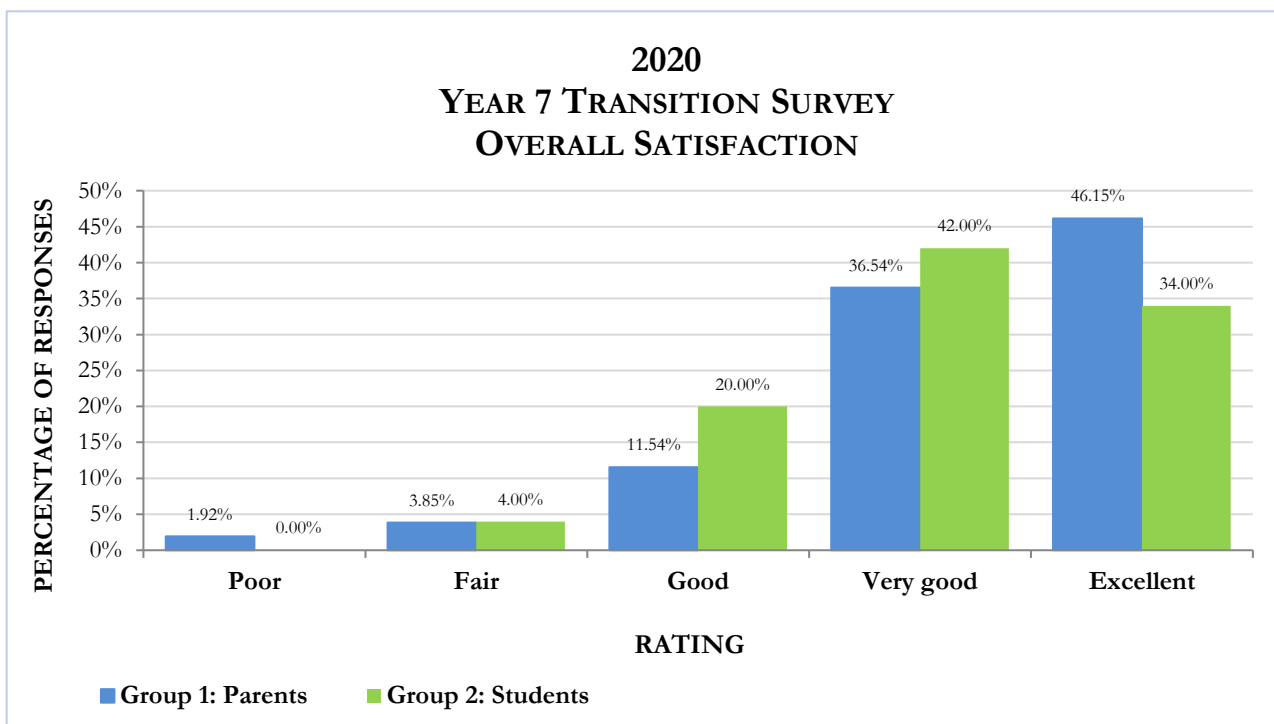
2020 YEAR 12 STUDENT EXIT SURVEY

The survey response rate was 100%, (44 replies from 44 students).



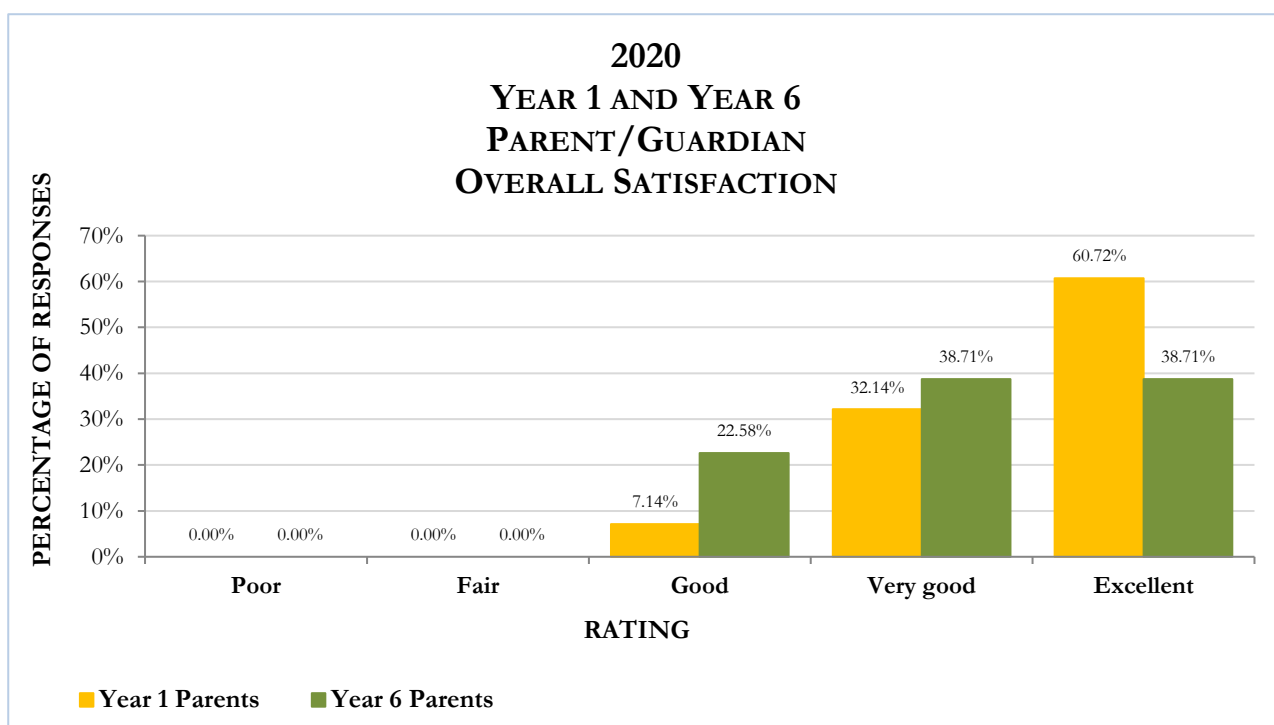
2020 YEAR 7 TRANSITION SURVEY

| | Parents/Guardians | Students |
|---|-------------------|----------|
| No. of Families/Students | 94 | 87 |
| No. of Respondents | 52 | 50 |
| Response rates | 55.32% | 57.47% |
| Rated experience at the School as either Excellent, Very Good or Good | 94.23% | 96.00% |

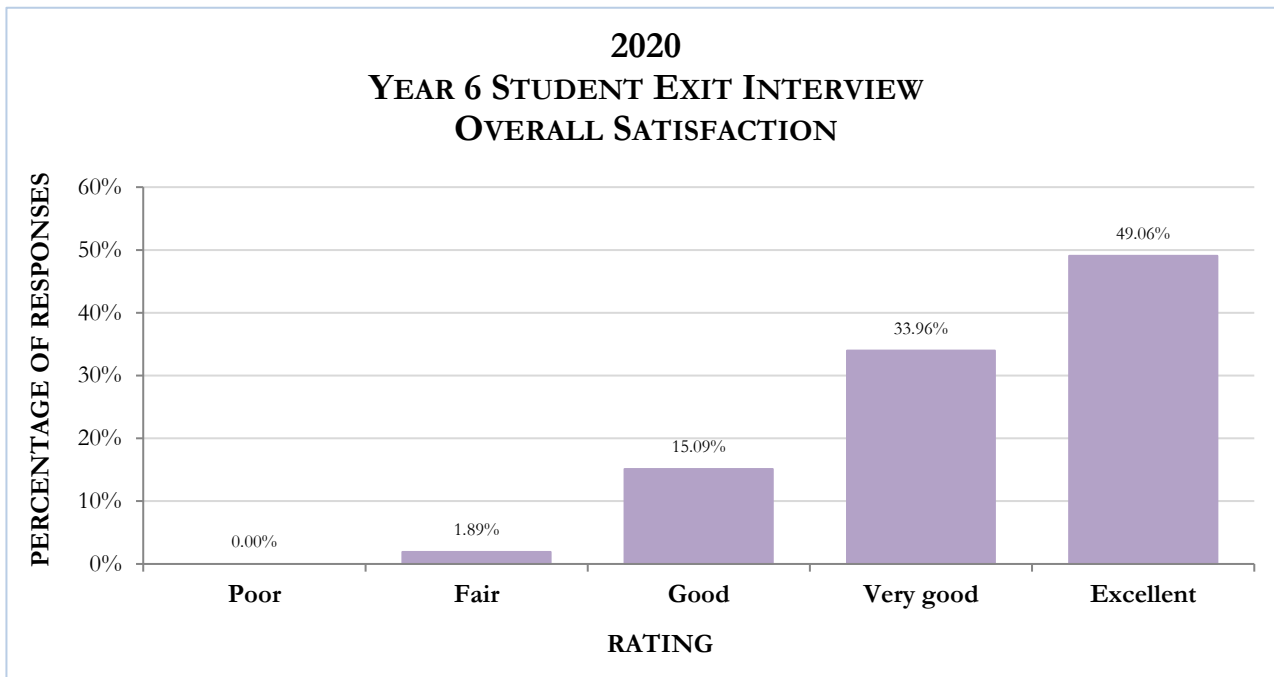


2020 YEAR 1 AND YEAR 6 PARENT/GUARDIANS' SURVEY

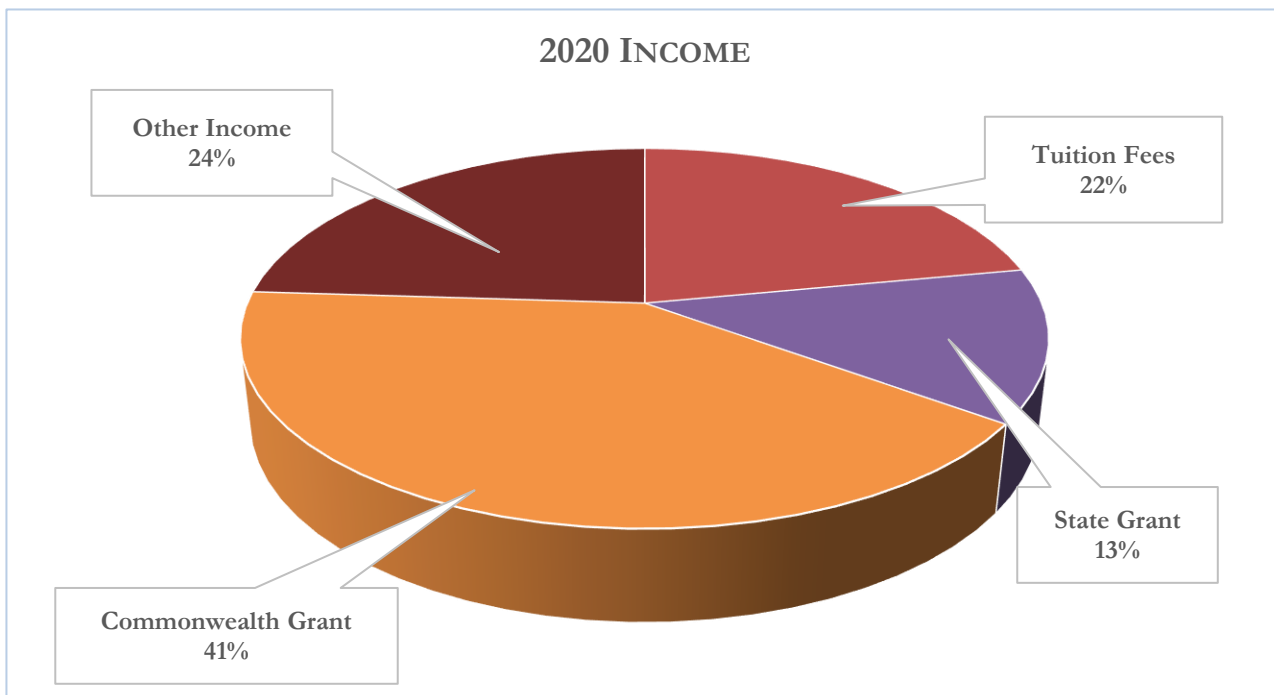
| | Year 1 | Year 6 |
|---|--------|--------|
| No. of Families | 57 | 62 |
| No. of Respondents | 28 | 31 |
| Response rates | 49.12% | 50.0% |
| Rated experience at the School as either Excellent, Very Good or Good | 100% | 100% |



The survey response was 89.83% (53 replied from 59 students).



INCOME BROKEN DOWN BY FUNDING SOURCE



CONCLUSION

The achievements of the School in 2020 were significant. We responded in a timely and effective manner to all challenges presented by the COVID-19 pandemic. This included a transition to online teaching and learning for K-12 students.

Teaching staff and Education Assistants demonstrated agility in catering for all students in an online context. Pastoral and academic offerings were enhanced.

External compliance requirements were met with commendations:

- ♦ Renewal of Registration for the maximum three year period.
- ♦ International Baccalaureate Primary Years Programme Evaluation.

A significant increase in enrolments, in part due to the reduction in tuition fees, enabled many new families to join the John Wollaston community.

Our alumni group, The Old Wollastonians' Association, continued to develop its profile with increasing numbers of past students. Children of many Old Scholars are enrolled at the School. Four Old Scholars are members of staff. There is an Old Scholars' representative on School Council.

We are very proud of the fine academic achievements of the 2020 Year 12 cohort. Our excellent student and staff attendance and retention rates, together with strong outcomes from satisfaction surveys reflect the high quality of our teaching and learning, curricular and co-curricular programs, inclusive culture, modern facilities and positive tone of the School. We set high standards and expectations for students and staff and work hard to achieve them.

We consider that the academic achievements of our students, the quality of our pastoral care, our strong emphasis on religious and values education and an inclusive, nurturing environment make us the *School of Choice* for many families in the southeast region of outer metropolitan Perth.