



**John Wollaston**  
ANGLICAN COMMUNITY SCHOOL

# **2022**

## **ANNUAL SCHOOL PERFORMANCE REPORT**

**PUBLISHED JUNE 2023**



# JOHN WOLLASTON ANGLICAN COMMUNITY SCHOOL

ACADEMIC STAFF ATTENDANCE ♦ STAFF RETENTION  
STAFF PROFESSIONAL LEARNING ♦ TEACHER QUALIFICATIONS  
STUDENT ATTENDANCE ♦ STUDENT RETENTION  
STUDENT PERFORMANCE IN YEAR 12  
STAKEHOLDER SATISFACTION ♦ STUDENT POST-SCHOOL DESTINATIONS

## MISSION STATEMENT

*We enable our students to discover their passion and direction in life and make a positive contribution in the world.*

## CORE VALUES

RESPECT ♦ RESPONSIBILITY ♦ HONESTY ♦ COMMITMENT

## SCHOOL PERFORMANCE INFORMATION 2022

John Wollaston Anglican Community School, one of 15 schools of the Anglican Schools Commission Inc., is a co-educational day school with approximately 1200 students from Pre-Kindergarten to Year 12. Located in the south eastern outer metropolitan corridor of Perth, in the foothills of the Darling Range in Camillo, the School has grown out of farmland in 1989 to be a modern well-appointed campus with excellent purpose-built facilities.

We are proud of our Anglican ethos and our whole school approach. Our staff seek to prepare all of our students for a meaningful and rewarding role in the community through the pursuit of personal excellence and the provision of a full and broad education, based on strong academic and Christian principles. Our Core Values of *Respect, Responsibility, Honesty and Commitment*, together with our focus on academic excellence, strong co-curricular program and pastoral care system, underpin our Mission Statement: *We enable our students to discover their passion and direction in life and make a positive contribution in the world.* This in turn reflects our commitment to an holistic education. We offer learning enrichment through our Learning Support and Gifted and Talented programs and provide opportunities for students to aim for a wide range of destinations including tertiary institutions, apprenticeships and the workforce.

Our aim to develop the ‘whole’ child is also evident in our special co-curricular programs such as equestrian pursuits and rowing/kayaking. We offer a large number of opportunities for student leadership and encourage all students to develop these skills. Our pastoral care programs, tailored for each age group, highlight our belief that school should be a place where children and adolescents can feel safe, secure and connected, and give students the chance to build their resilience and self-esteem. Our Encounter Program, which includes camps and presentations by specialised external providers, is similarly targeted to each age group to assist in achieving these goals. Our Primary School is an authorised International Baccalaureate Organisation Primary Years Programme World School. The focus on Inquiry Learning embodies our student-centred approach to education across the School.

Please find out more about our school at [www.jwacs.wa.edu.au](http://www.jwacs.wa.edu.au)

## STAFF

**ACADEMIC TEACHING STAFF ATTENDANCE:** 94%

**ACADEMIC TEACHING STAFF RETENTION RATE:** 98.94%

### WORKFORCE COMPOSITION

The Workforce Composition for 2022 (as of the August Census) was as follows:

Type	Count				FTE		
	Primary	Secondary	Both	Total	Primary	Secondary	Total
Principal	0	0	1	1	0.5	0.5	1.0
Teaching	29	44	2	75	28.5	42.3	70.8
Non-teaching	21	19	26	66	28.4	27.5	55.9

### STAFF PROFESSIONAL LEARNING

The internal professional learning program was responsive to local and external requirements.

Academic staff Professional Learning across the calendar year:

Cost of PL	# of PL days used
\$49617.96	96.46

### TEACHERS' QUALIFICATIONS

Teachers' Qualifications all meet the requirements of the Teacher Registration Board of Western Australia (TRBWA).

## STUDENT ATTENDANCE

**MEAN STUDENT ATTENDANCE IN 2022:** 87.81%

Student attendance (%) by year group was as follows:

Early Learning	Lower Primary	Upper Primary	Lower Secondary	Upper Secondary
Kindergarten 87.88	Year 2 89.33	Year 5 87.29	Year 7 87.34	Year 10 86.55
Pre-Primary 88.70	Year 3 88.98	Year 6 88.89	Year 8 87.57	Year 11 87.65
Year 1 88.56	Year 4 89.28		Year 9 86.53	Year 12 84.73

## STUDENT ABSENCES

Primary and Secondary use the SEQTA platform for managing student attendance.

Primary record am and pm attendance while Secondary record attendance for every session throughout the day. If a student is absent from school (Primary and Secondary) with no prior notification from parents (parents are required to contact the School via telephone/email to advise if their child is to be absent on a given day), Administration staff will send an SMS to the parent as soon as possible to notify them of the absence and to request that they contact the School. If the parent does not respond to the SMS, a follow up telephone call is made to the parent later in the morning to request an explanation for the absence. If a parent still cannot be contacted, a message is left (if possible) to ask them to contact the School as soon as possible concerning the absence, either by telephone or email.

In the Secondary School, the Student Services Receptionist and Heads of House regularly monitor the attendance records of the students. In addition, House Group teachers and Heads of House follow up with the student and/or parent any unexplained absences or anomalies.

If a student arrives at school late (after House Group), they are required to provide a note or the parent must telephone the School to advise of the lateness.

## STUDENT RETENTION

- ♦ The student retention rate in Secondary from 2021 (Years 7-11) to 2022 (Years 8 -12) was 88.02%.
- ♦ 77.22% of students who commenced Year 9 in 2019 completed Year 12 studies in 2022.

## YEAR 12 PERFORMANCE

### THERE WERE 63 STUDENTS WHO COMPLETED YEAR 12

- ♦ There were 66 students who completed Year 12. Of these, 64 students were **eligible** to achieve their WACE. Of these eligible students, 64 achieved their WACE, representing a Graduation Rate of **100%** which is excellent in comparison to the State achievement and higher than the School's Graduation Rate of 96.83% in 2021.
- ♦ In 2022, there were 12 students (18.18% of the total cohort) who obtained an ATAR. This is a decrease from last year of 25.64% choosing a direct university pathway.
- ♦ The median 2022 ATAR for John Wollaston Anglican Community School was 88.05, which compares favourably to 83.80 in 2021.
  - The State Median was 83.45, which is an increase of 1.70 from 2022. Our median was 4.60 higher than the State.
  - Based on our median ATAR score of 88.05 we can assume we would have ranked in the Top 15 of the Top 50 schools (based on Median ATAR) although, our cohort size of 12 students would have prevented us from being included.
  - Based on our median ATAR score of 88.05 we achieved the fourth highest median ATAR of the ASC schools as listed in the *WA Top 50 High Schools Median ATAR List 2022*.
  - John Wollaston's median ATAR was higher than other local schools with the exception of John Calvin School and Providence Christian College.
- ♦ Four students (33.33%), achieved an ATAR above 90, four in the 80s, one in the 70s, three in the 60s and no students below 60.
- ♦ Overall, the John Wollaston 2022 ATAR cohort performed well with 75% of the students achieving a ranking higher than 70, which is the minimum direct entry requirement for the universities. This figure was down from 2021 by 7.14%.

### INDIVIDUAL YEAR 12 AWARDS

- ♦ Nine students received Certificates of Merit (150–189 points accrued from 20 Year 11 and Year 12 units of which 10 are at Year 12. Unit equivalents from Australian Qualification Framework (AQF) VET certificates achieved can be used to meet the requirements).

### UNIVERSITY APPLICATION STATISTICS FOR 2022

- ♦ Of the 12 John Wollaston students with an ATAR, 8 entered TISC preferences.
- ♦ Their median ATAR was 84.3%, well above the 70 minimum for direct entry.
- ♦ The total number of students who applied for university was eighteen students including students without an ATAR.

### VOCATIONAL EDUCATION AND TRAINING

- ♦ There were 64 Certificate II, 32 Certificate III and four Certificate IV qualifications completed by Year 12 students in 2022.
- ♦ 2022, the VET program and on-site qualifications catered extremely well for John Wollaston students, providing an important alternative pathway to ATAR and was even further expanded and refined to include our MYPath program to prepare students for life beyond school.

## SATISFACTION LEVELS

Eight formal surveys were conducted to gauge the level of satisfaction of students/parents/guardians in 2022. These were administered by the Community Engagement and Marketing Department.

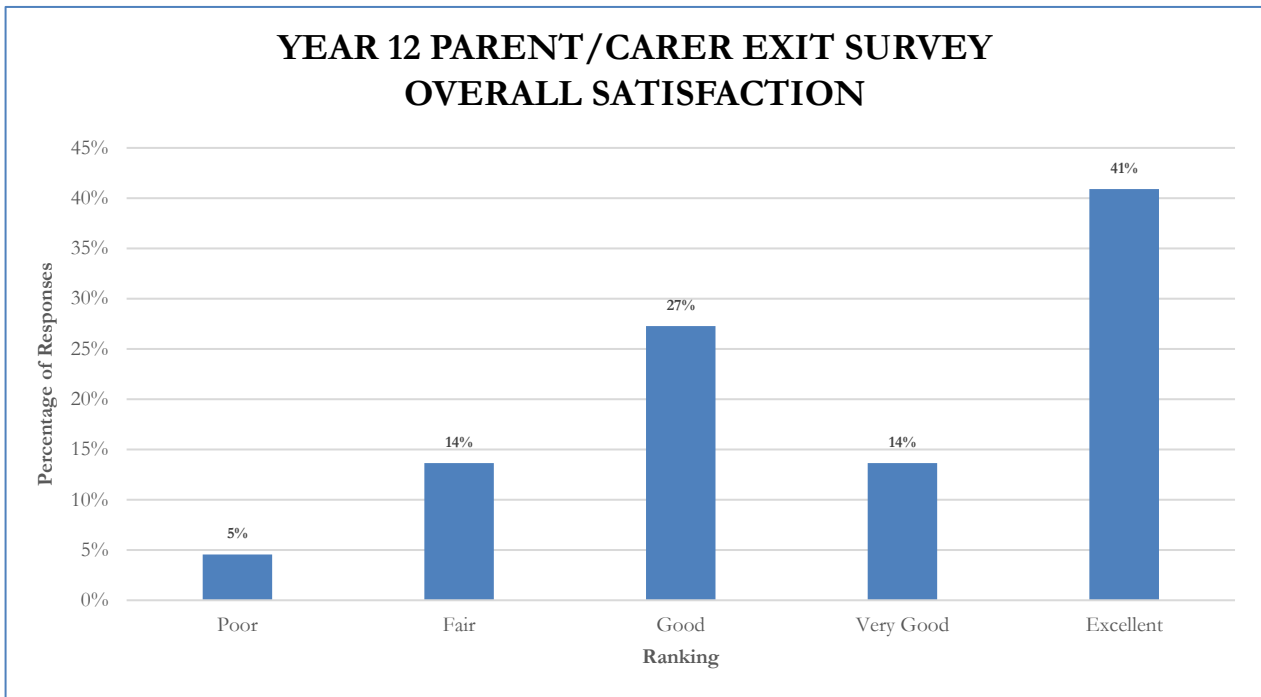
The groups surveyed were parents/guardians and students of Year 6, Year 7 and Year 12 and departing families. Year 1 parents/guardians were also surveyed.

We have found satisfaction surveys to be an effective strategy to seek feedback and subsequently identify areas for school improvement.

### 2022 EXIT SURVEYS

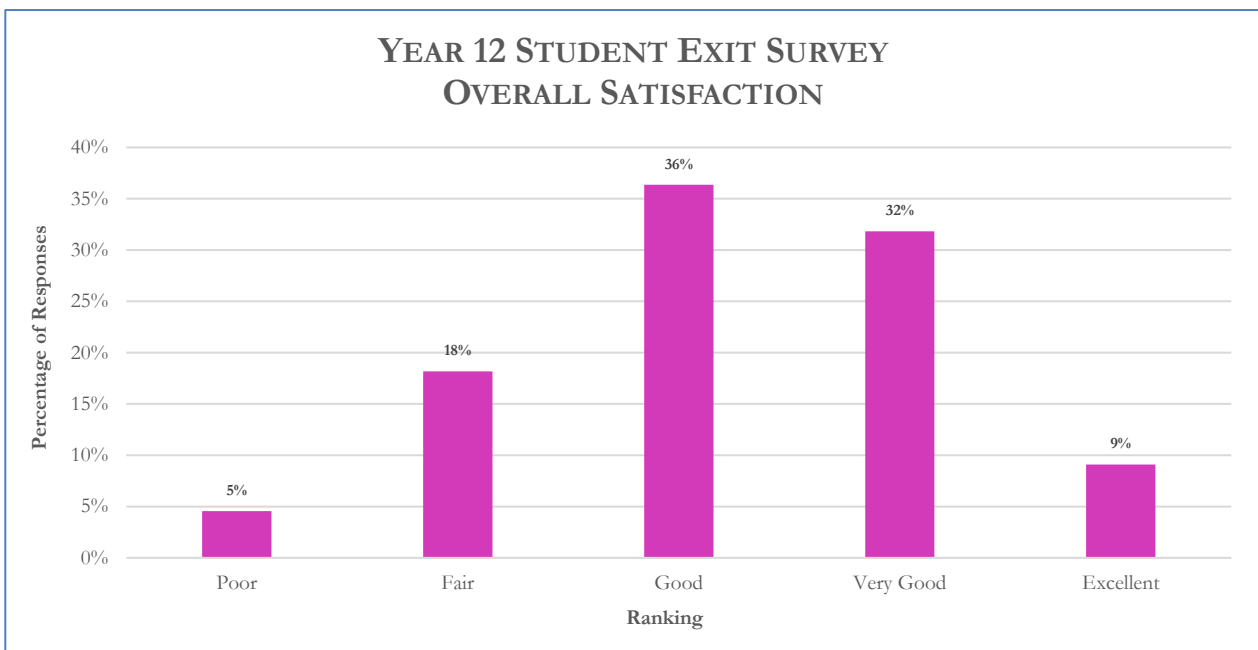
#### YEAR 12 PARENT/CARERS' EXIT SURVEY

The survey response rate was 31.9%, (22 replies from 69 families).



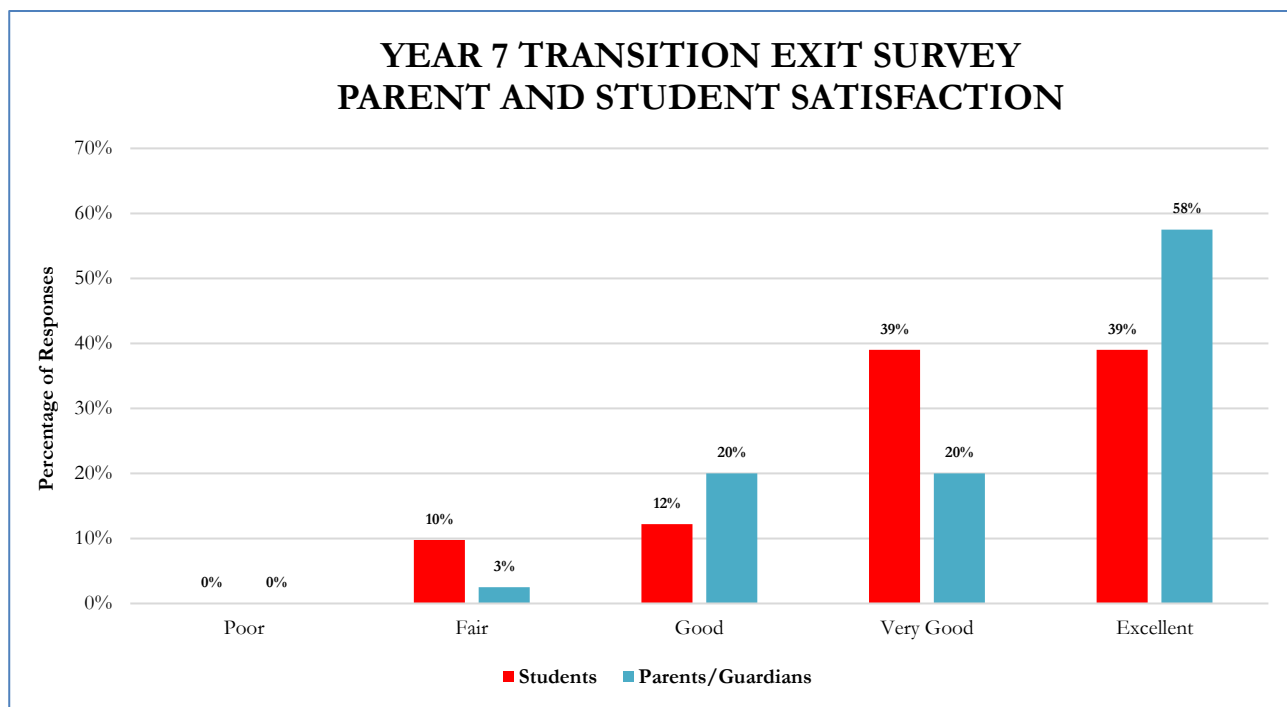
#### YEAR 12 STUDENT EXIT SURVEY

The survey response rate was 31.9%, (22 replies from 69 students).



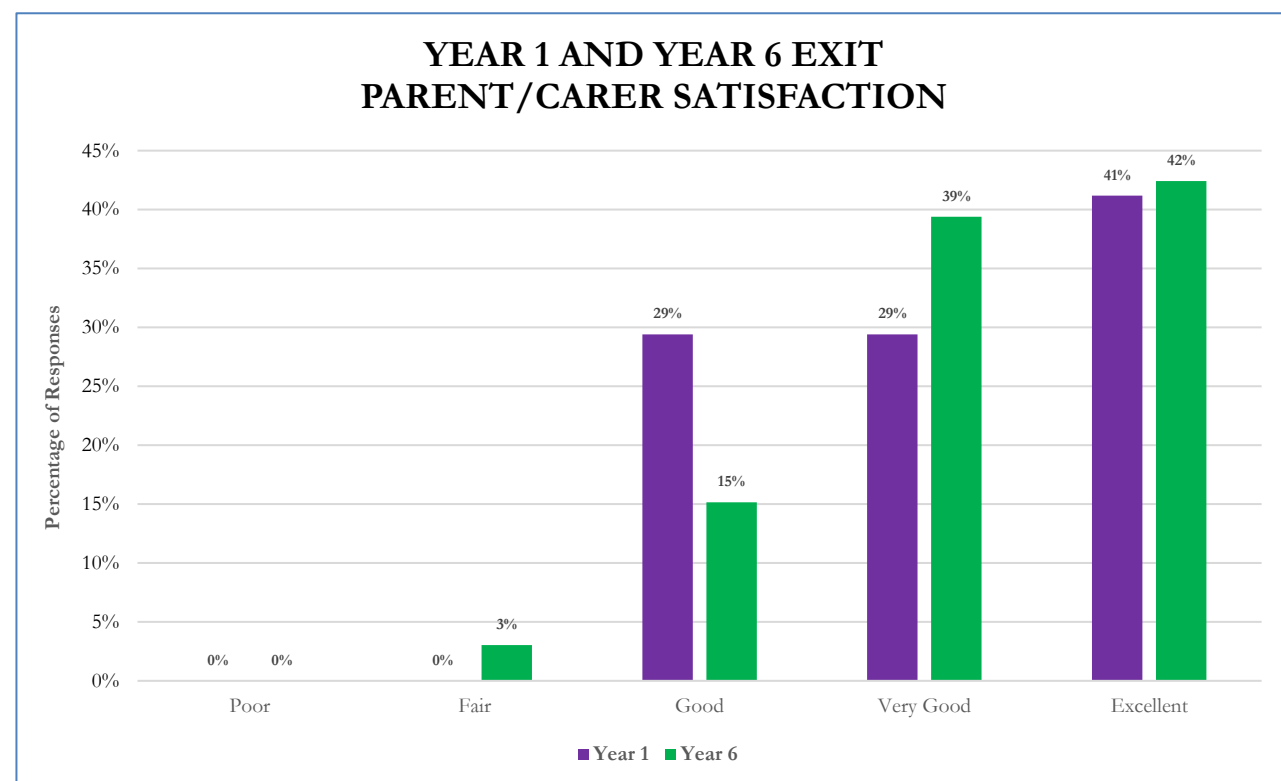
**YEAR 7 TRANSITION EXIT SURVEY**

	Parents/Guardians	Students
No. of Families/Students	121	121
No. of Respondents	40	41
Response rates	33.06%	33.88%
Rated experience at the School as either Excellent, Very Good or Good	98.0%	98.0%



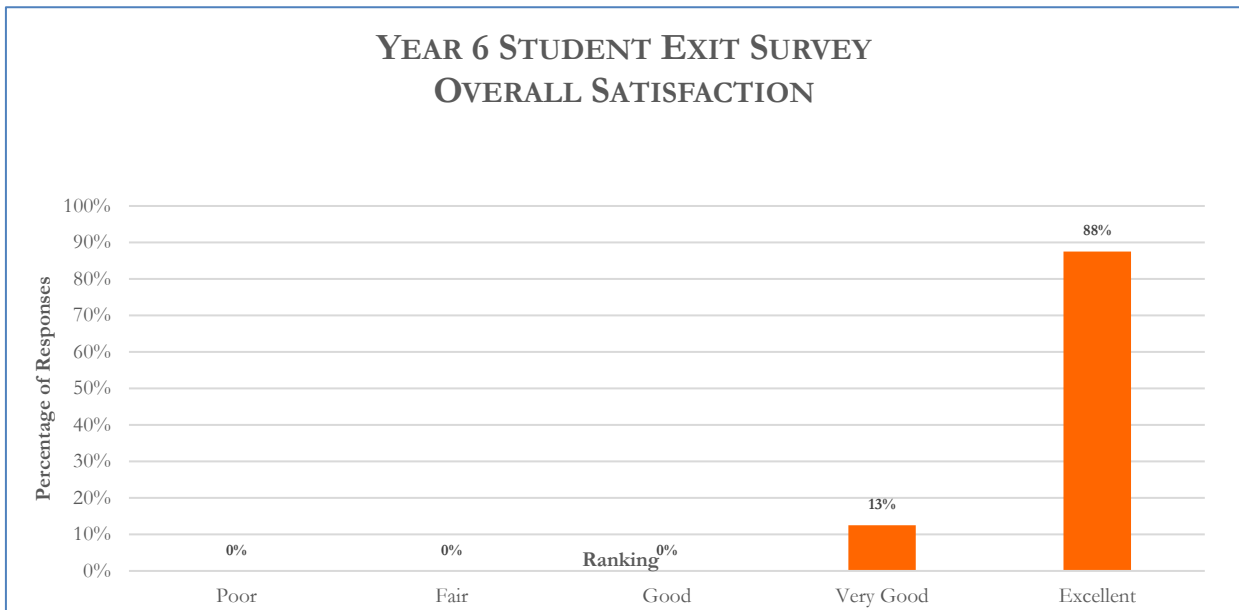
**YEAR 1 AND YEAR 6 PARENT /CARER EXIT SURVEY**

	Year 1	Year 6
No. of Families	64	81
No. of Respondents	17	33
Response rates	26.56%	40.74%
Rated experience at the School as either Excellent, Very Good or Good	99.0%	96.0%

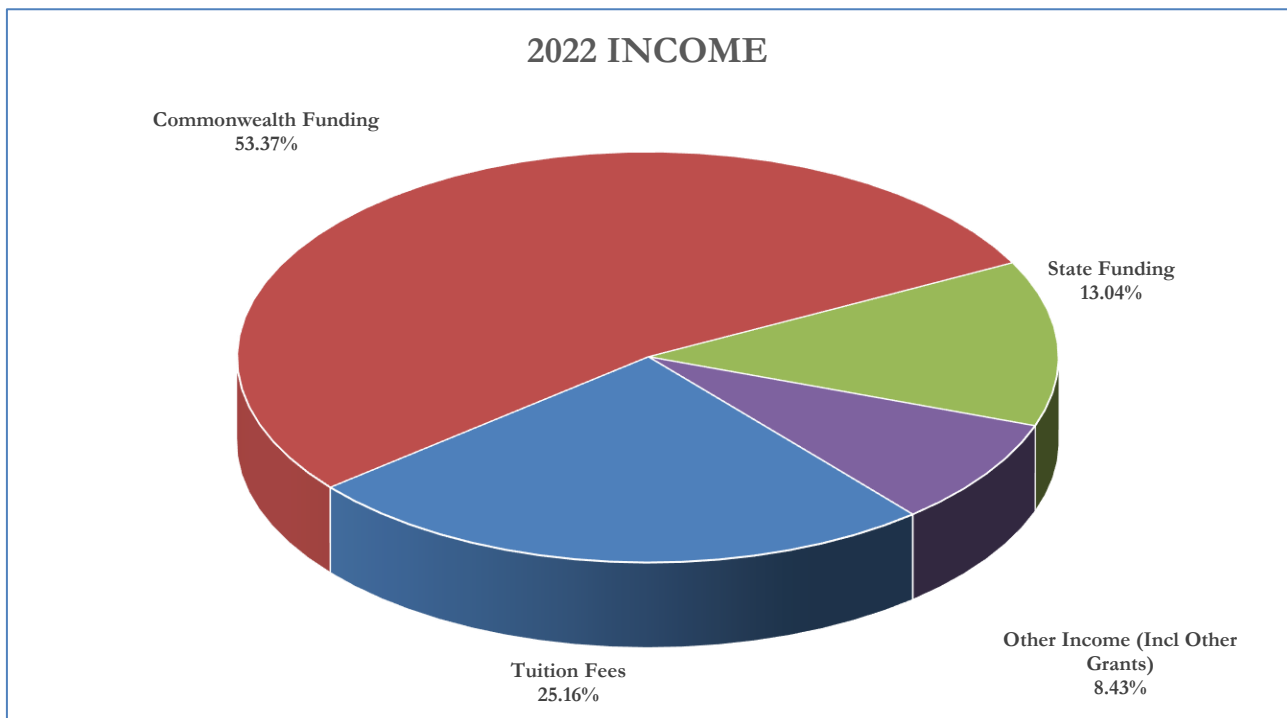


## YEAR 6 STUDENT EXIT SURVEY

The survey response was 9.8% (8 replied from 81 students).



## INCOME BROKEN DOWN BY FUNDING SOURCE





## CONCLUSION

The School made very pleasing progress in 2021. In the third year of the pandemic, we responded in a timely and effective manner to all WA Government and Health Department requirements. Our priorities were to maintain a safe environment for staff and students and continuity of the educational program. Academic and pastoral programs were enhanced, the latter focussing on mental health and wellbeing initiatives.

Many new families joined the school community throughout the year, continuing a phase of strong enrolment growth.

Our alumni group, The Old Wollastonians' Association, continued to develop its profile with increasing numbers of past students. Children of many Old Wollastonians are enrolled at the School. Five Old Wollastonians are members of staff.

We are very proud of the fine academic achievements of the 2022 Year 12 cohort. Our excellent student and staff attendance and retention rates, together with strong outcomes from satisfaction surveys reflect the high quality of our teaching and learning, curricular and co-curricular programs, Anglican identity, caring, inclusive culture, modern facilities and positive tone of the School. We set high standards and expectations for students and staff and work hard to achieve them.

We are proud to be the School of Choice for many families in the south east corridor of outer metropolitan Perth.